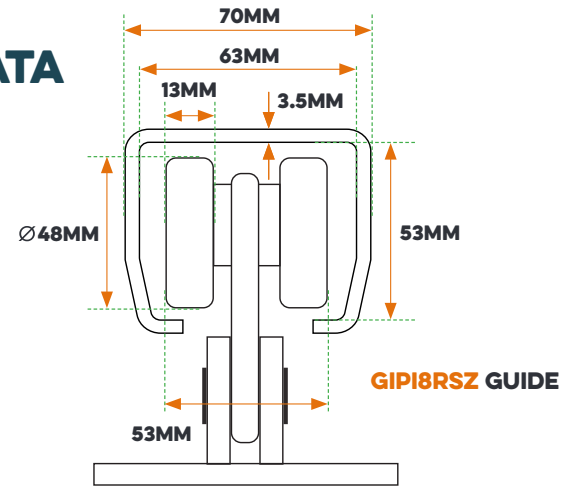
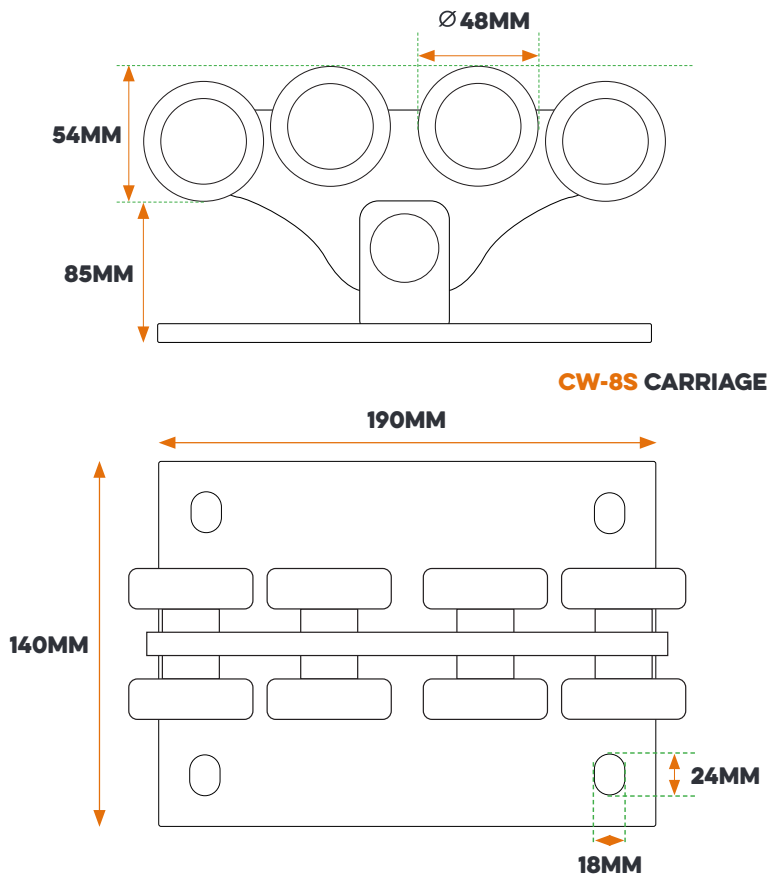


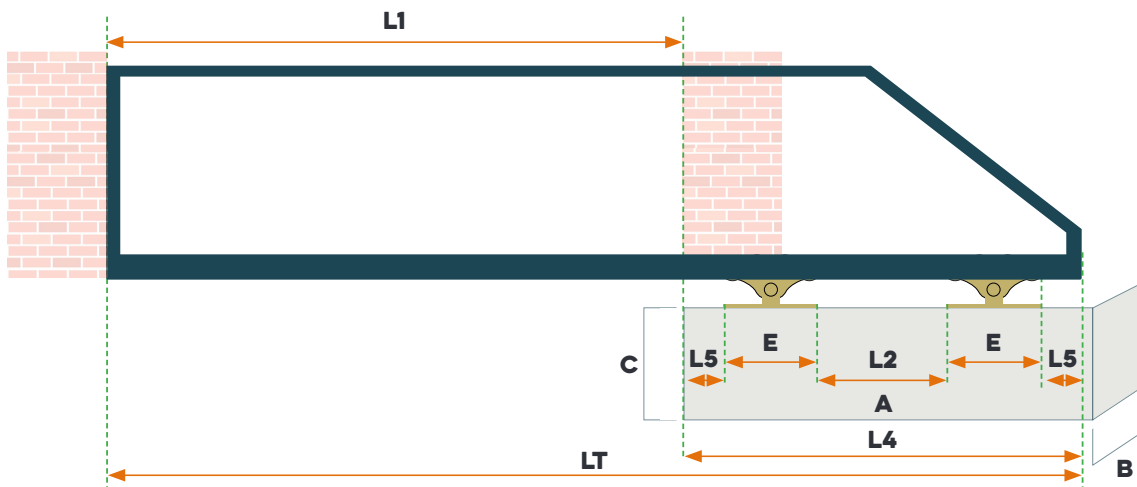
460KG MINI CANTILEVER KIT DATA SHEET & DIMENSIONS



KIT CONTENTS (SUBJECT TO OPENING SIZE)

-  (X2) **CW-8S** MINI CARRIAGE
-  (X2) **BP8S** CARRIAGE BASE FIXINGS
-  (X1) **GIPI8RSZ, 5.8M** 5800MM GUIDE
-  (X2) **GW8S** RUBBER END STOP
-  (X2) **GW8S** RUBBER END STOP

MINI CANTILEVER MINI GALVANISED (460KG) OPENINGS UP TO 4000MM



MAX GATE WEIGHT	L1	L2	L4	L5	LT	E	A	B	C
460KG	4.0M	1.2M	1.98M	0.2M	5.98M	19CM	2.2M	0.6M	0.5M
460KG	5.0M	1.5M	2.28M	0.2M	7.28M	19CM	2.5M	0.6M	0.5M